


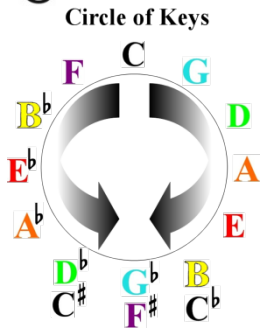
## “How to Learn the order of Flats in Music” Instructional Guide

A key signature is a specific sequence of flats or [sharps](#) placed on the musical staff. You'll find it to the very right of the treble clef. The sharps and flats are always in the same order. They also maintain the exact same sequence. Sharps & flats are never mixed together. It's either specifically sharps or specifically flats: period.

The flats of a key signature progress from one to seven. Bb, Eb, Ab, Db, Gb, Cb, & Fb



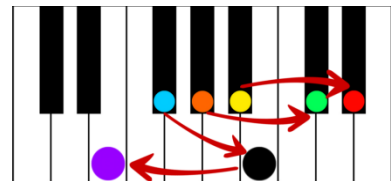
You can remember the first four flats by because it spells the word “BEAD” and the last three flats could be remembered as an acronym such as “GO CATCH FISH”.



If you're familiar with the circle of keys (aka circle of 5ths), you can see that they progress in this same sequence.

After to committing the “BEAD GO CATCH FISH” mnemonic technique to memory, sit down at your piano or keyboard and play the sequence with one hand while saying each flat as you play it. Bb, Eb, etc. Change hands and repeat. After gaining proficiency with both hands separately, play both hands together.

Consider playing them in descending order in which they will be within the same octave.



By executing this exercise, you'll very quickly learn the order of flats without every forgetting them. Learning the order of flats in music will pay off for you the rest of your musical life!

Go Play!

The Color Score Visual Chord Learning System is the fastest and easiest way for you to learn how to sound like a pro at your piano or keyboard. Guaranteed. Find out more at [learncolorpiano/colorscode.com](http://learncolorpiano.com/colorscode.com)