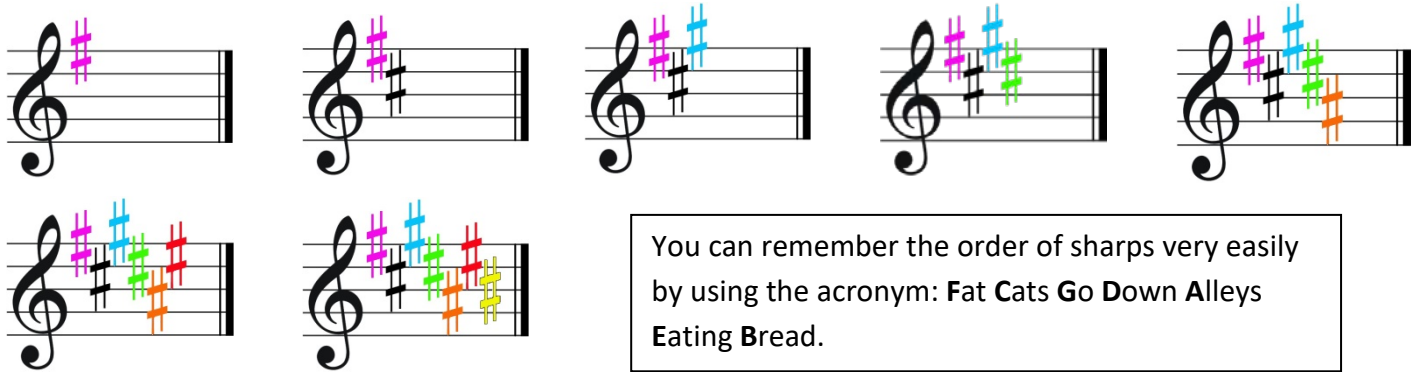


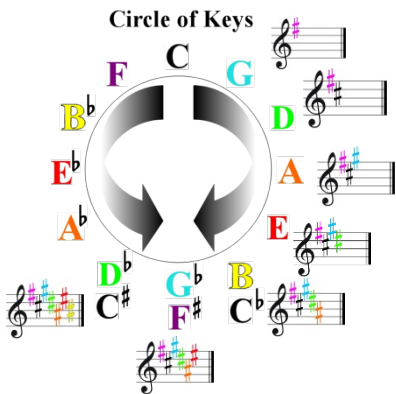
“How to Learn the order of sharps in Music” Instructional Guide

A key signature is a specific sequence of sharps or [flats](#) placed on the musical staff. You'll find it to the very right of the treble clef. The sharps and flats are always in the same order. They also maintain the exact same sequence. Sharps & flats are never mixed together. It's either specifically sharps or specifically flats: period.

The sharps of a key signature progress from one to seven. **F#, C#, G#, D#, A#, E#, & B#**



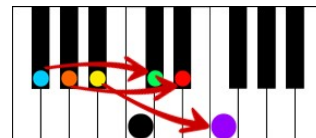
You can remember the order of sharps very easily by using the acronym: **Fat Cats Go Down Alleys Eating Bread.**



The circle of keys (aka circle of 5ths), is a very helpful tool to help you learn the order of sharps because they correspond with the keys of G, D, A, E, B, F#, & C#.

After memorizing the acronym **Fat Cats Go Down Alleys Eating Bread**, sit down at your piano or keyboard and play the sequence with one hand while saying each sharp as you play it. F#, C#, etc. Change hands and repeat. After gaining proficiency with both hands separately, play both hands together.

Play them in ascending order within the same octave.



By executing this exercise, you'll very quickly learn the order of sharps without every forgetting them. Learning the order of sharps in music will pay off for you the rest of your musical life. Go Play!