


How To Study Inversions

5 Ways to become an expert



1

Slow Down




Start slowly and play your inversions with precision as you gradually increase speed. When you find yourself hitting wrong notes: slow down again. What you're actually doing is cementing these movements in your hands.



2

Play & Hold



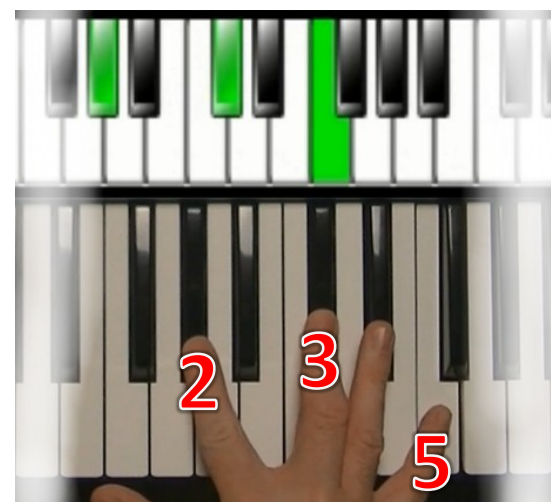
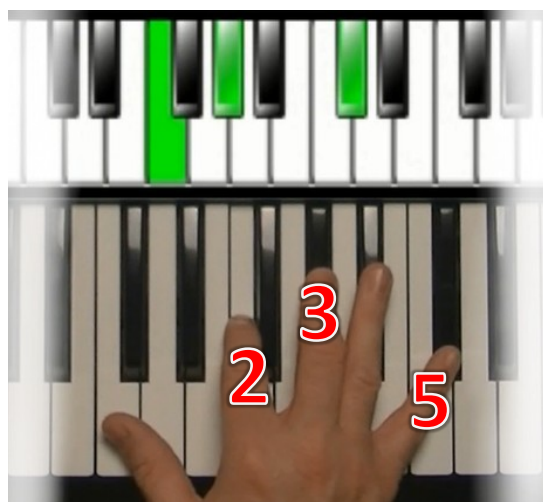
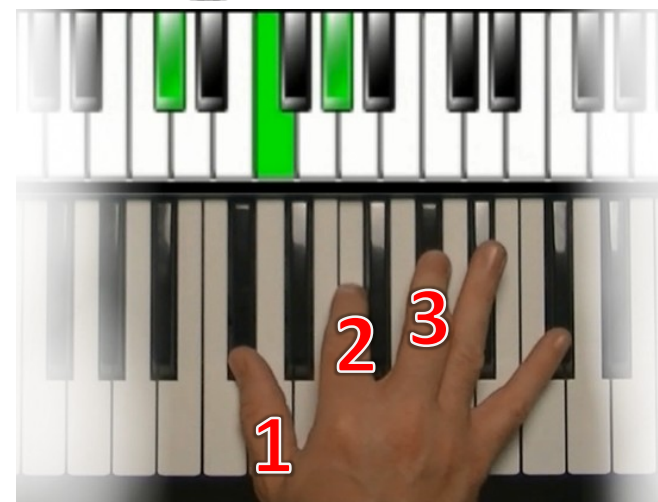
Holding an inversion for just a few seconds, develops your kinesthetic sense. Which is just another way of saying that it develops your physical memory. It's not just your brain, but also your hands that's actually learning the inversion.

Another definition of kinesthetic sense is the ability to be aware of muscular movement and position.



3

Use "closest fingering"





The fingering that you use depends on the direction you're going on the keyboard. It's more efficient to use fingering that puts your fingers in position for smoother and faster transitions to the next inversion you're moving to.



4

Get Stuck

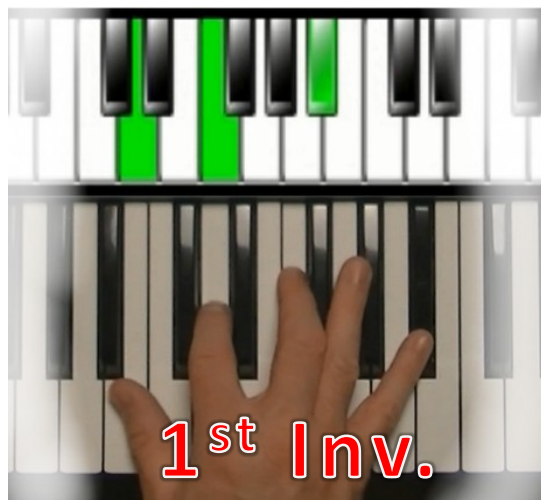


Choose Two inversions and start bouncing back and forth. This is especially useful when you run into a problem moving from one particular inversion to another that's giving you trouble. Sure, it will sound like a broken record but it will also iron out that problem so you can move on to the next one.



5

Stay Close to Home



It's always to good to study inversions by moving several octaves up and down the keyboard, but try just going from root position up to 2nd inversion and back. You're familiarity with the inversions will develop a little faster and easier by staying close to the chord inversion you started on and you won't have to worry about the difficulty of moving through so many registers of the keyboard.





BONUS



Order up a Combo: Combine two adjacent chords and play inversions of each of them together. This is a little more advanced than just focusing on just one chord but it can be a very powerful way to learn inversions so well that you can play them effortlessly. Hey, it also sounds pretty musical too. So try it!



Here's some more
good stuff from
learncolorpiano.com

Get a Free Subscription to Color Notes

Color Notes is the Official
Color Score Online
Magazine with how to
playing tips and concepts
to help you sound like a pro

[Subscribe Here](#)



Learn your 12 Major Chords Fast & Easy

If you haven't learned your
12 Major Chords so well
that you can play them
with your eyes closed,
what are you waiting for?

[Download the Free
Instructional Guide Here.](#)



Visit

learncolorpiano.com
to find out more
about the Color Score
Professional Chord
Learning System.

[Learncolorpiano.com](http://learncolorpiano.com)

