



Color Score Instructional Guide

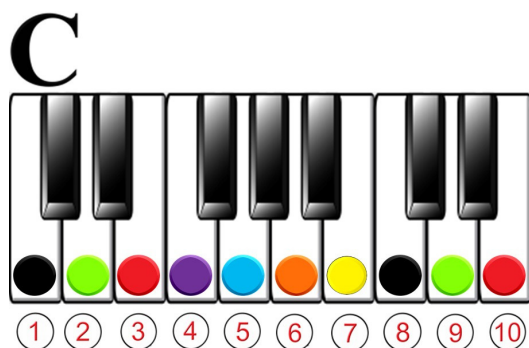
Voicing in 10ths

Visit:

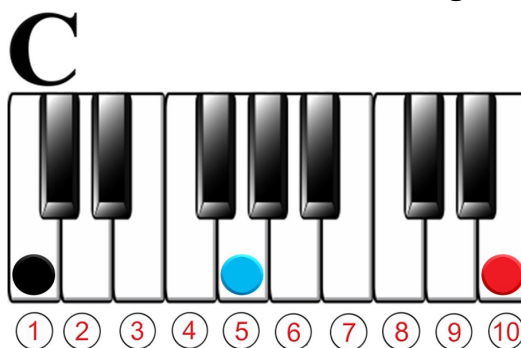
learncolorpiano.com
to learn more about
Color Score, the visual
chord learning system
for piano.

A 10th voicing consist of a chord in which the 3rd of the chord is played in an open voicing that is a 10th interval above the root. It's commonly played in the left hand.

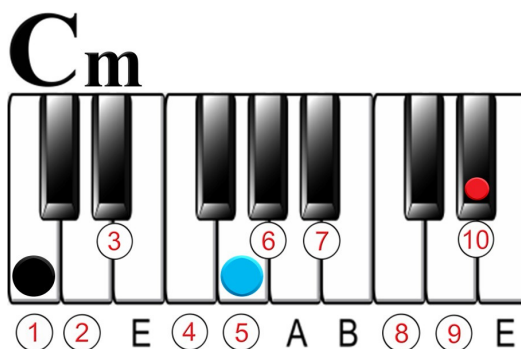
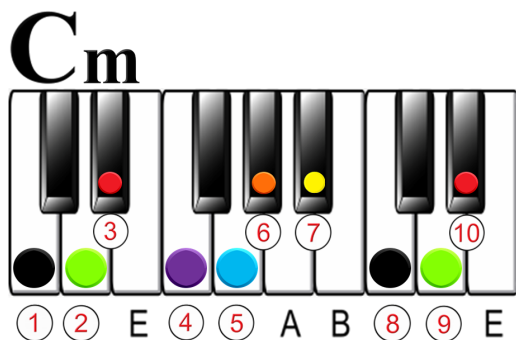
The C Major Keyshot below shows the intervals used to build a 10th voicing.



As you can see, the 10th is the same tone as the 3rd but is referred to as a 10th as it is an octave higher.



A C minor voicing in 10ths can be constructed by the same principal of moving the minor 3rd up an octave.



Tips for playing 10th voicings in the left hand

- Add additional chord tones in the right hand to create rich sounding voicings
- Large hands aren't necessary to play 10th voicings. It actually sounds better to Arpeggiate the chord
- You can play 10th voicings with both hands and still have fingers to add additional chord tones
- A 10th voicing can exist in extended chords as well as Major and minor chords.

Color Score Instructional Guide

Voicing in 10ths study progression

Start here 

Visit:
learncolorpiano.com
 to learn more about
 Color Score, the visual
 chord learning system
 for piano.

CM9



Bm7



B^bM9



Am7



C/D



Chord study notes

...or instead of the C/D chord, you can play a D minor 11 chord by playing the 10th voicing in the left hand while keeping the same chord tones the right hand as seen below

Dm11

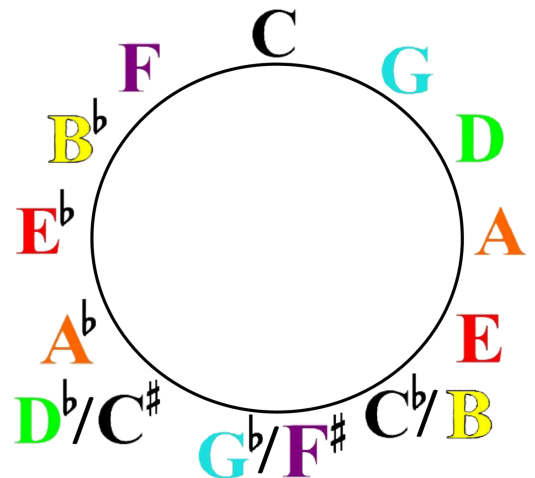


Either one of the last two chords above will lead to the next chord a 5th up, or in this case to a G Major chord (see the circle of 5ths)

GM9



Using the circle of 5ths as a chord progression tool is an excellent way to study 10th voicings



Color Score Instructional Guide

Voicing in 10ths study progression

Visit:

learncolorpiano.com
to learn more about
Color Score, the visual
chord learning system
for piano.

As a variation, you can move down chromatically by alternating
between Major 9 and minor 7 chords

Start with C as before

CM9



Bm7



Learn the number system.
It's one of the greatest
tools to learn to play piano
with chords.

This is where the variation starts. You're going to now play another Major 9 chord and follow it
up with another minor 7 chord. This alternating between Major 9 and minor 7 chords continues
until you cycle back to CM9.

B^bM9



Fm7



Am7



EM9



A^bM9



E^bm7



Gm7



DM9



G^bM9



D^bm7



Proceed to the 2nd row ↗

I hope this instructional guide has helped you
learn the voicing in 10ths concept.

Visit: learncolorpiano.com for more.